

Date :



1 - Entoure les lettres U u U u

U u U n v w u U m U A n E N u u LL

U

u

U

u

û

û

û


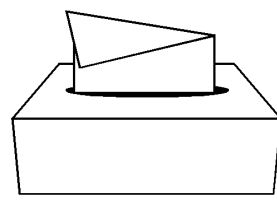

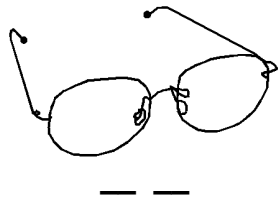




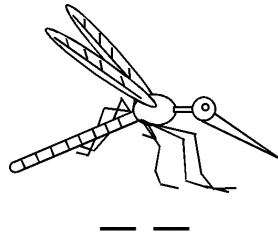
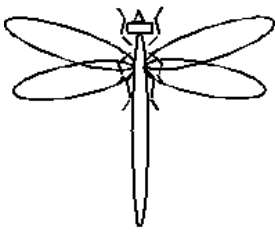
2 - Entoure la lettre u dans les mots suivants :

tutu lune libellule bus bûche puce
usine jupe chaussure tortue lutin



tutu


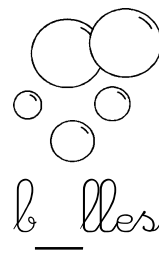
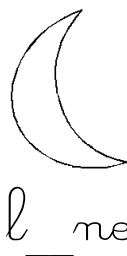

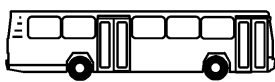
3 - Entoure les images des mots dans lesquelles tu entends le son [y] et barre les autres, puis localise le son :



4 - Ecris la lettre u en te servant des lignes :

Handwriting practice lines with the letter 'u' written on the first line.

5 - Ecris la lettre u dans les mots suivants :



6 - Colorie les lettres :

