

Date :



1 - Entoure les lettres (on) (ON) (On) (on)

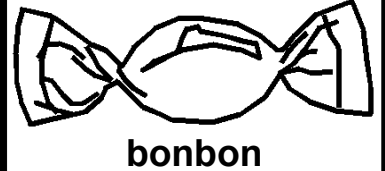
On on Ou au en On oin ON ou on ou On Au

on ou en AN ON OU OIN EAU no

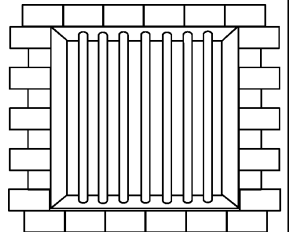


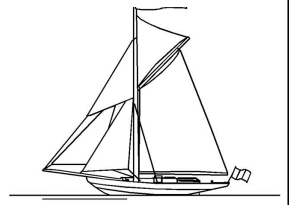
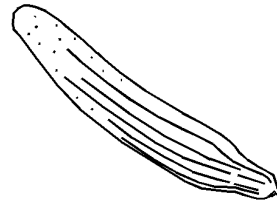

ON	on	On	on
OM	om	Om	om

2 - Entoure les lettres suivantes : (on) (om)

bonbon ballon marron ongle addition  
cocon pompon dragon concombre dindon



3 - Entoure les images des mots dans lesquelles tu entends le son [ ɔ̃ ] et barre les autres, puis localise le son :



4 - Ecris la lettre on en te servant des lignes :

\_\_\_\_\_

\_\_\_\_\_

\_\_\_\_\_

on on

\_\_\_\_\_

\_\_\_\_\_

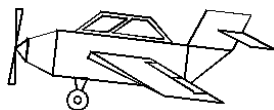
\_\_\_\_\_

5 - Ecris le graphème « on » dans les mots suivants :



11

ze



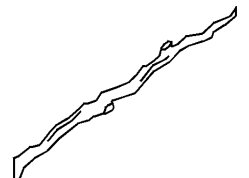
avi



gle



cami



bat

6 - Colorie les lettres :

