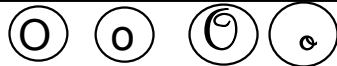


Date :



1 - Entoure les lettres



A l a o Q O q e q D O c a G
O e a q O q O P o a c L e q b

O

o



o

AU

au



au

EAU

eau

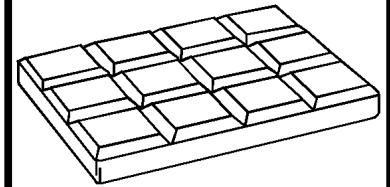


eau

2 - Entoure les lettres qui font le son [o] :




robot coco eau taureau orange ciseaux
chocolat crocodile olive automobile zoo
drapeau moto vélo bateau chameau

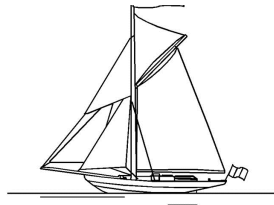



chocolat


3 - Entoure les images


des mots dans lesquelles tu entends le son [o] et barre les autres, puis localise le son :

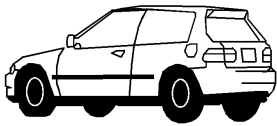


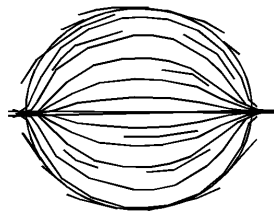





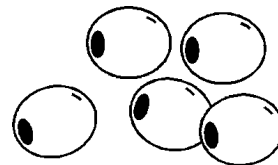


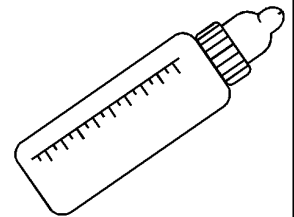








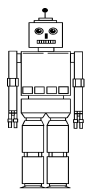




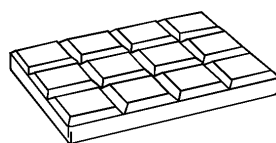
4 - Ecris la lettre o en te servant des lignes :

Handwriting practice lines with two examples of the letter 'o' written on the first line.


5 - Ecris la lettre o dans les mots suivants :




r _ b _ t




ch _ c _ lat



m _ t _



vel _



cr _ c _ dile

